

# TIMSS SA Newsletter




Inclusive Economic Development Research  
Division

Human Sciences Research Council

July 2022

Volume 7; Issue 6

## The Western Cape TIMSS 2019 Grade 9 Results



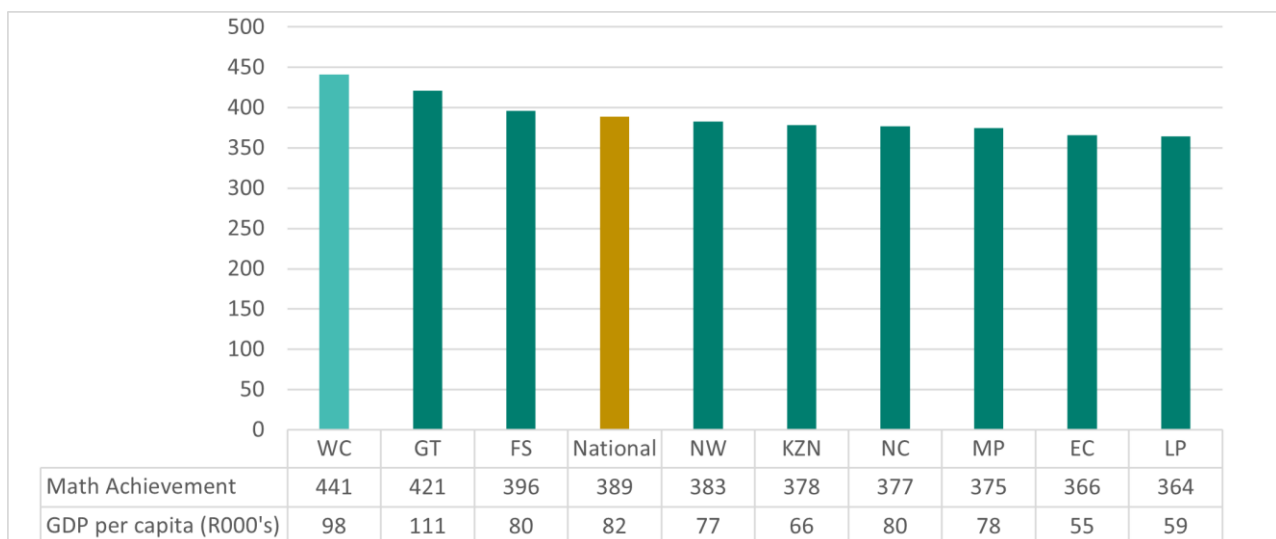
We are pleased to announce the publication of the [Western Cape TIMSS 2019 Grade 9 Results](#) and the [Western Cape TIMSS 2019 Grade 9 Executive Summary](#).

[Read the report](#) to find out more about the school, classroom, home and individual factors that were related to Western Cape Grade 9 learners' mathematics and science achievement.

Below we present two key results from the report.

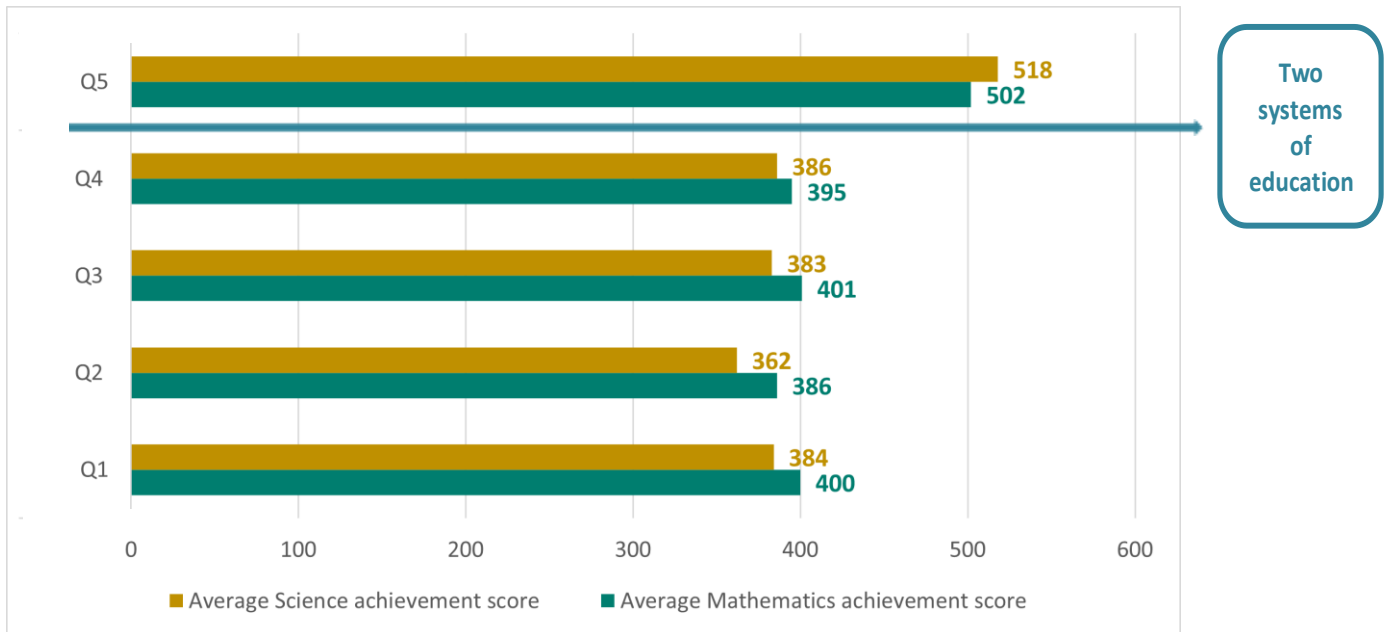
## The Western Cape was the highest achieving province in TIMSS 2019

The Western Cape TIMSS 2019 mathematics score of 441 points and science score of 439 points were significantly higher than all other provinces. From TIMSS 2011 to 2019, the province improved by 33 points for mathematics (average improvement rate of 4.1 points per year) and 26 points for science (average improvement rate of 3.3 points per year). The provincial mathematics scores and the 2019 Provincial Gross Domestic Product (GDP) are shown below.



## ...However, there are two unequal systems of education

The average mathematics and science achievement scores of learners in Quintile 1 to 4 schools were not significantly different from each other, i.e. on average their scores were similar, while learners in Quintile 5 schools achieved much higher scores. The average achievement difference between learners in Quintile 4 and 5 schools was 107 points for mathematics and 132 points for science.



## Interested in using TIMSS South Africa data for research?

If you are interested in working with us on publications based on the TIMSS data, please [contact us](#).

If you would prefer not to receive this newsletter, please [unsubscribe](#).